

Scaled data based on original data using
LM-79-08 Approved Method: Electrical and Photometric Measurements of Solid-
State Lighting Products

Test Report Prepared for
Cooper Lighting Solutions
(formerly Eaton)

Brand: INVUE

Report Number: P141390

Luminaire Tested: **ECM-E02-LED-E1-SLL**

Issue Date: 03/03/2020

Test Information

Test Method: LM-79-08
Report Number: P141390
REPORT IS SCALED FROM IESNA LM-79-08 TEST DATA (P33693)
Test Lab: INNOVATION CENTER-P3
Issue Date: 03/03/2020
Manufacturer: COOPER LIGHTING SOLUTIONS (FORMERLY EATON)
Product Line: INVUE
Catalog Number: ECM-E02-LED-E1-SLL
Description: EPIC CLASSICAL MEDIUM DECORATIVE LED LUMINAIRE
(2) LIGHTBARS WITH AccuLED OPTICS - 90° SPILL LIGHT ELIMINATOR LEFT
Light Source: (42) 4000K CCT, 70 CRI LEDs
Ballast/Driver: -

Summary

Lumens per Lamp: N/A
Luminaire Lumens: 5231.1 lumens
Efficiency: N/A
Efficacy: 100.4 lumens/watt
Luminous Opening: Rectangular (W 0.33' x L: 1' x H: 0')
IES Classification: Type IV - Short - Non-Cutoff
BUG Rating: B1 - U0 - G2

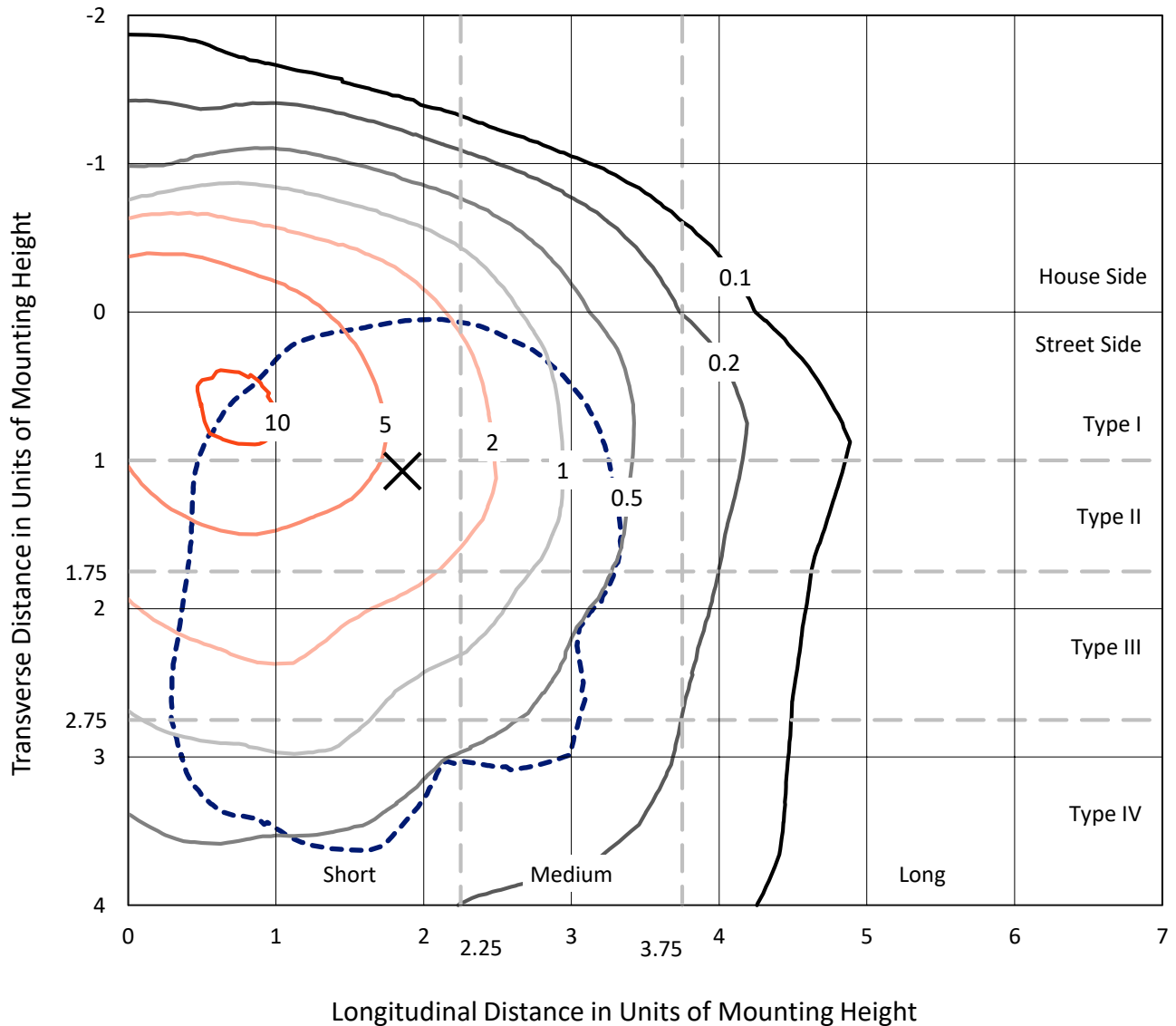
Input Watts (W): 52.1
Input Voltage (V): NR
Input Current (Ain): NR
Voltage Rise (V): NR
Power Factor: NR
Total Harmonic Distortion (THDi): NR
Frequency (hertz): 60
Stabilization Time: NR
Operation Time: NR
Ambient Temperature (°C): NR
Test Distance: 25 FT



REPORT NUMBER: P141390
 CATALOG NUMBER: ECM-E02-LED-E1-SLL

Iso-Footcandle Lines of Horizontal Illumination

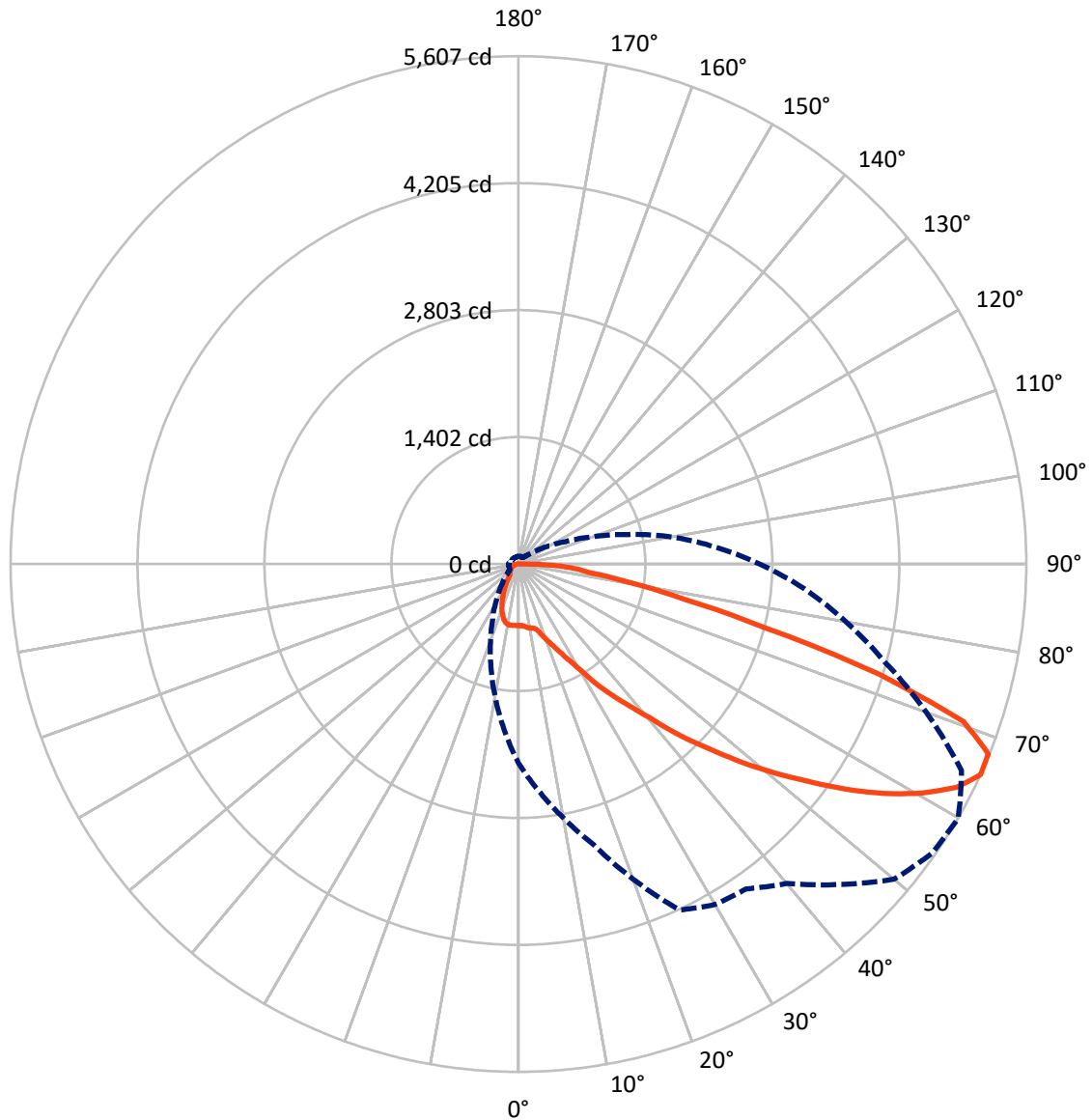
✕ Max cd
 - - - 1/2 Max cd



Based on 10 foot mounting height. Maximum calculated value = 11 fc
 Type IV - Short - Non-Cutoff

REPORT NUMBER: P141390
CATALOG NUMBER: ECM-E02-LED-E1-SLL

Luminous Intensity Polar Plot



— Vertical Plane Through 60-Deg Lateral - - - Horizontal Cone Through 65-Deg Vertical

REPORT NUMBER: P141390

CATALOG NUMBER: ECM-E02-LED-E1-SLL

FLUX DISTRIBUTION:

		Downward	Upward	Total
House Side	Lumens	970.2	0.0	970.2
	% Fixture	18.5	0.0	18.5
Street Side	Lumens	4260.8	0.0	4260.8
	% Fixture	81.5	0.0	81.5
Total	Lumens	5231.1	0.0	5231.1
	% Fixture	100.0	0.0	100.0

Coefficient of Utilization

ZONAL LUMENS:

Zone	Lumens	% Fixture
0°-10°	65.8	1.3
10°-20°	197.6	3.8
20°-30°	328.3	6.3
30°-40°	479.9	9.2
40°-50°	730.0	14.0
50°-60°	1049.3	20.1
60°-70°	1290.1	24.7
70°-80°	863.0	16.5
80°-90°	227.1	4.3
90°-100°	0.0	0.0
100°-110°	0.0	0.0
110°-120°	0.0	0.0
120°-130°	0.0	0.0
130°-140°	0.0	0.0
140°-150°	0.0	0.0
150°-160°	0.0	0.0
160°-170°	0.0	0.0
170°-180°	0.0	0.0
0°-90°	5231.1	100.0
0°-180°	5231.1	100.0



REPORT NUMBER: P141390

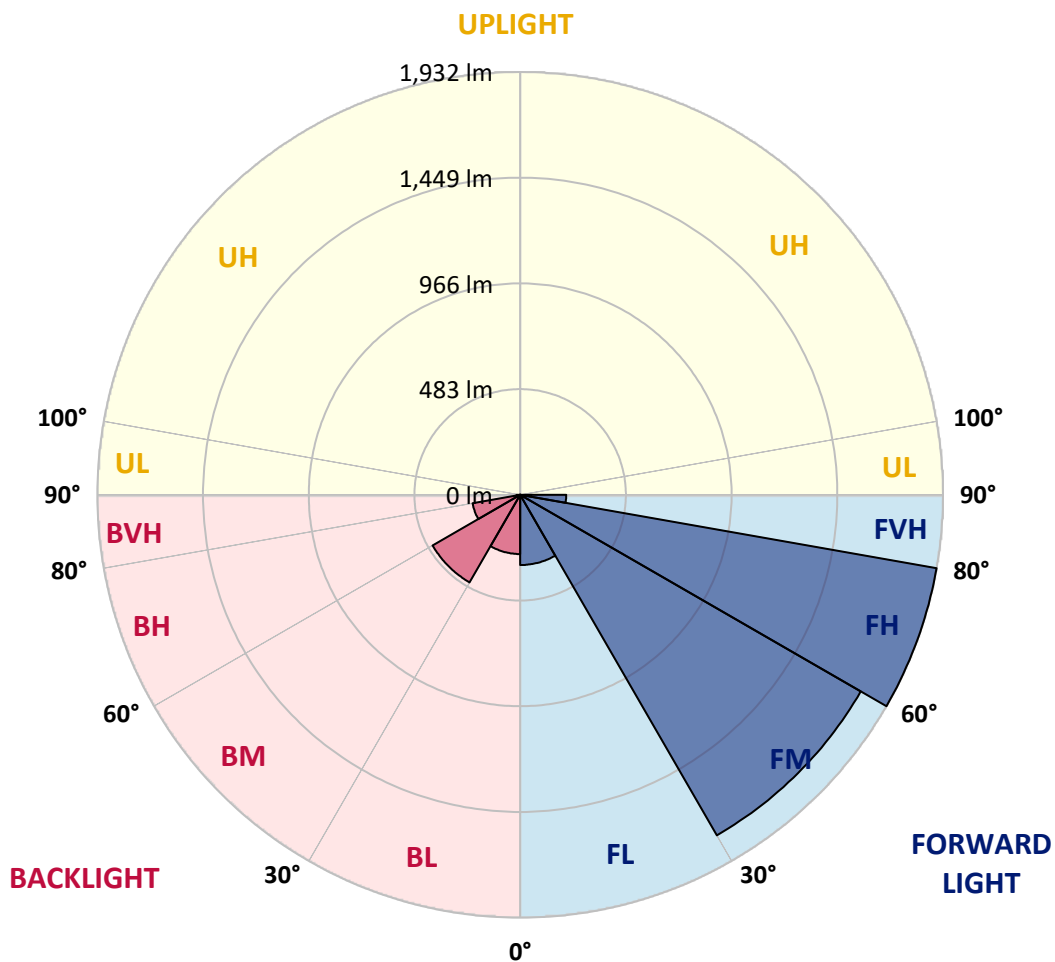
CATALOG NUMBER: ECM-E02-LED-E1-SLL

LUMINAIRE CLASSIFICATION SYSTEM LUMEN TABLE AND BUG RATING:

Zone		Lumens	% Fixture	Zone Rating/Lumen Limit		
				B	U	G
FL	(0°-30°)	320.9	6.1			
FM	(30°-60°)	1797.1	34.4			
FH	(60°-80°)	1932.3	36.9			G2/5000
FVH	(80°-90°)	210.5	4.0			G2/225
BL	(0°-30°)	270.8	5.2	B1/500		
BM	(30°-60°)	462.1	8.8	B1/1000		
BH	(60°-80°)	220.8	4.2	B1/500		G1/500
BVH	(80°-90°)	16.5	0.3			G1/100
UL	(90°-100°)	0.0	0.0		U0/0	
UH	(100°-180°)	0.0	0.0		U0/0	

BUG Rating: B1-U0-G2

Type IV Short





REPORT NUMBER: P141390

CATALOG NUMBER: ECM-E02-LED-E1-SLL

CANDELA DISTRIBUTION (FULL):

	0°	5°	10°	15°	20°	25°	30°	35°	40°	45°	50°
0°	680.0	680.0	680.0	680.0	680.0	680.0	680.0	680.0	680.0	680.0	680.0
2.5°	680.7	681.3	681.3	680.7	680.0	680.7	679.3	680.7	680.0	679.3	680.0
5°	672.0	672.7	674.0	674.0	675.3	678.0	678.7	682.0	684.0	684.7	687.3
7.5°	651.3	654.7	656.7	659.3	663.3	670.0	674.7	682.7	688.7	694.0	701.3
10°	638.7	642.7	646.7	652.7	658.7	667.3	675.3	685.3	693.3	701.3	710.0
12.5°	642.0	646.7	652.0	656.7	666.0	674.0	684.0	696.0	700.0	708.0	715.3
15°	669.3	673.3	677.3	682.7	691.3	700.7	714.0	727.3	730.0	738.7	746.7
17.5°	706.0	706.7	713.3	722.7	730.7	746.0	762.0	780.0	791.3	796.7	801.3
20°	744.0	746.0	756.7	765.3	783.3	803.3	826.7	853.3	862.7	886.0	894.7
22.5°	800.7	800.0	812.7	824.7	844.7	866.0	900.0	936.7	958.0	976.0	982.7
25°	886.7	888.7	886.7	904.0	924.7	959.3	993.3	1030.0	1042.7	1074.0	1088.7
27.5°	972.0	987.3	1008.0	1013.3	1038.7	1078.7	1105.3	1144.7	1175.3	1184.0	1208.0
30°	1051.3	1083.3	1117.3	1146.0	1191.3	1240.0	1280.0	1324.7	1326.7	1342.7	1349.3
32.5°	1132.0	1182.0	1232.0	1268.7	1312.7	1377.3	1451.3	1524.0	1571.3	1620.0	1595.3
35°	1233.3	1311.3	1381.3	1438.0	1475.3	1535.3	1620.7	1738.7	1814.7	1872.7	1906.0
37.5°	1326.0	1444.0	1551.3	1632.0	1723.3	1766.0	1822.0	1907.3	1994.7	2048.7	2076.7
40°	1394.0	1555.3	1707.3	1824.0	1940.0	2042.0	2112.7	2182.0	2300.0	2367.3	2372.7
42.5°	1447.3	1652.7	1836.0	2003.3	2174.0	2316.7	2402.0	2490.0	2640.0	2718.0	2712.0
45°	1484.0	1725.3	1952.7	2158.7	2365.3	2551.3	2716.0	2846.7	3000.0	3148.7	3118.7
47.5°	1516.0	1785.3	2045.3	2278.0	2526.0	2758.0	2963.3	3147.3	3350.0	3550.7	3562.7
50°	1548.0	1834.0	2129.3	2397.3	2676.7	2968.0	3216.0	3452.7	3706.0	3961.3	4020.0
52.5°	1592.0	1888.7	2207.3	2506.0	2830.7	3138.0	3414.7	3709.3	4022.7	4269.3	4436.0
55°	1658.0	1964.7	2304.0	2614.7	2968.7	3307.3	3613.3	3953.3	4241.3	4546.0	4783.3
57.5°	1766.0	2066.0	2416.0	2733.3	3102.0	3460.7	3778.7	4135.3	4410.0	4748.0	5046.0
60°	1902.7	2204.0	2542.7	2874.0	3258.7	3676.0	3996.7	4260.7	4536.0	4878.0	5236.7
62.5°	2058.0	2360.0	2697.3	3039.3	3476.7	3928.7	4204.0	4354.7	4594.7	4967.3	5360.0
65°	2194.7	2506.0	2842.7	3205.3	3700.0	4214.0	4340.7	4378.7	4603.3	5003.3	5413.3
67.5°	2306.7	2664.7	2978.7	3340.0	3935.3	4395.3	4343.3	4267.3	4485.3	4916.0	5311.3
70°	2365.3	2735.3	3043.3	3352.0	3985.3	4420.7	4238.7	4032.0	4131.3	4552.7	4883.3
72.5°	2300.7	2680.0	2923.3	3115.3	3686.0	4108.7	3876.7	3486.7	3577.3	3985.3	4070.7
75°	2047.3	2505.3	2647.3	2640.7	2948.0	3166.7	2998.7	2750.0	2981.3	3151.3	3064.0
77.5°	1528.7	2052.0	2131.3	1985.3	2050.7	2234.7	2076.0	2269.3	2550.0	2626.7	2461.3
80°	961.3	1504.0	1512.7	1330.7	1296.0	1368.0	1572.7	1984.0	2252.0	2236.0	2017.3
82.5°	535.3	975.3	1068.0	901.3	858.7	1035.3	1400.7	1619.3	1584.0	1570.7	1286.0
85°	366.0	666.0	814.0	780.7	863.3	1032.7	1148.7	1026.7	988.7	842.0	683.3
87.5°	148.7	300.0	504.7	580.0	615.3	755.3	661.3	538.7	414.7	393.3	338.0
90°	0.0	0.0	0.0	0.0	0.0	0.0	0.0	0.0	0.0	0.0	0.0



REPORT NUMBER: P141390

CATALOG NUMBER: ECM-E02-LED-E1-SLL

CANDELA DISTRIBUTION (continued):

	55°	60°	65°	70°	75°	80°	85°	90°	95°	100°	105°
0°	680.0	680.0	680.0	680.0	680.0	680.0	680.0	680.0	680.0	680.0	680.0
2.5°	678.0	679.3	679.3	680.0	680.7	681.3	681.3	681.3	682.0	682.7	682.0
5°	688.0	690.0	691.3	691.3	692.7	694.0	695.3	694.7	696.7	698.0	698.7
7.5°	704.0	708.0	711.3	714.0	715.3	715.3	715.3	713.3	715.3	716.0	716.7
10°	715.3	720.0	720.7	723.3	722.7	722.0	720.7	719.3	720.0	721.3	723.3
12.5°	718.7	723.3	724.7	726.7	726.0	725.3	722.7	722.7	722.0	724.0	726.0
15°	746.0	750.0	756.7	750.7	751.3	746.0	741.3	738.7	737.3	738.7	740.0
17.5°	808.7	815.3	812.7	803.3	802.7	791.3	789.3	776.0	776.0	776.0	772.0
20°	894.7	894.0	889.3	880.0	860.0	856.0	841.3	830.7	820.7	818.7	814.0
22.5°	988.7	978.7	976.0	956.7	944.0	920.0	898.0	890.0	880.7	878.7	878.0
25°	1080.0	1084.0	1064.7	1055.3	1023.3	1002.0	989.3	969.3	969.3	966.7	963.3
27.5°	1194.7	1208.0	1186.7	1173.3	1143.3	1113.3	1091.3	1079.3	1066.7	1058.0	1034.0
30°	1356.7	1365.3	1350.7	1323.3	1286.0	1232.7	1202.7	1189.3	1166.0	1136.7	1097.3
32.5°	1584.7	1572.7	1522.7	1474.7	1426.0	1375.3	1339.3	1315.3	1279.3	1220.7	1146.0
35°	1880.0	1776.7	1714.0	1648.0	1592.0	1535.3	1508.0	1464.7	1382.7	1287.3	1187.3
37.5°	2025.3	1979.3	1907.3	1858.0	1791.3	1734.7	1672.7	1598.7	1492.7	1356.0	1217.3
40°	2316.7	2230.0	2174.0	2118.0	2036.0	1958.7	1874.7	1755.3	1584.7	1414.7	1240.7
42.5°	2622.7	2558.7	2457.3	2382.7	2321.3	2193.3	2060.0	1893.3	1678.7	1468.0	1262.0
45°	3021.3	2874.7	2749.3	2686.0	2565.3	2409.3	2254.0	2016.0	1765.3	1524.0	1286.0
47.5°	3422.0	3233.3	3104.0	2986.0	2857.3	2648.0	2406.0	2122.7	1832.0	1570.7	1306.0
50°	3852.0	3603.3	3454.0	3312.7	3100.7	2847.3	2539.3	2210.7	1901.3	1614.7	1324.0
52.5°	4289.3	3975.3	3762.0	3597.3	3334.7	3021.3	2660.0	2302.0	1975.3	1657.3	1338.7
55°	4682.7	4388.0	4112.7	3858.7	3542.7	3178.7	2770.7	2384.0	2042.0	1702.0	1348.0
57.5°	5039.3	4782.7	4454.0	4113.3	3734.0	3324.7	2872.7	2472.7	2104.7	1734.7	1347.3
60°	5284.0	5134.0	4792.7	4377.3	3934.0	3458.7	2995.3	2571.3	2160.0	1758.0	1342.0
62.5°	5460.0	5430.0	5132.0	4631.3	4097.3	3579.3	3114.0	2653.3	2200.0	1760.7	1319.3
65°	5570.0	5606.7	5397.3	4792.7	4188.7	3671.3	3172.7	2660.7	2171.3	1716.7	1259.3
67.5°	5500.7	5595.3	5396.0	4722.7	4101.3	3585.3	3086.7	2538.0	2018.7	1580.0	1124.7
70°	5070.7	5212.7	5016.0	4258.7	3674.0	3253.3	2770.0	2180.0	1736.7	1301.3	888.7
72.5°	3977.3	4164.7	3992.7	3473.3	3041.3	2689.3	2330.7	1712.0	1324.0	956.0	597.3
75°	2744.0	2816.0	2713.3	2354.7	2222.0	2084.7	1749.3	1150.7	874.7	590.0	351.3
77.5°	2128.7	1868.0	1671.3	1524.7	1522.0	1496.7	1144.7	688.7	523.3	324.7	195.3
80°	1600.7	1256.7	1037.3	907.3	943.3	1054.7	667.3	353.3	270.7	179.3	120.0
82.5°	1053.3	802.0	640.0	566.7	572.7	661.3	335.3	194.7	133.3	102.0	78.0
85°	642.0	623.3	556.0	504.7	465.3	454.7	260.7	149.3	74.0	52.7	40.0
87.5°	313.3	371.3	453.3	459.3	394.7	334.7	135.3	42.7	31.3	16.7	12.0
90°	0.0	0.0	0.0	0.0	0.0	0.0	0.0	0.0	0.0	0.0	0.0



REPORT NUMBER: P141390

CATALOG NUMBER: ECM-E02-LED-E1-SLL

CANDELA DISTRIBUTION (continued):

	110°	115°	120°	125°	130°	135°	140°	145°	150°	155°	160°
0°	680.0	680.0	680.0	680.0	680.0	680.0	680.0	680.0	680.0	680.0	680.0
2.5°	682.7	686.0	684.7	684.0	684.0	687.3	687.3	686.0	686.0	686.7	686.7
5°	698.7	702.0	700.7	701.3	702.7	703.3	705.3	703.3	702.0	703.3	702.7
7.5°	717.3	720.7	720.0	721.3	722.7	724.0	725.3	724.7	723.3	723.3	722.7
10°	725.3	732.0	734.7	737.3	740.7	742.0	744.0	744.0	741.3	741.3	738.0
12.5°	730.7	736.0	742.7	746.7	752.7	757.3	759.3	760.0	758.0	755.3	752.0
15°	742.0	746.0	752.7	756.7	764.0	770.0	774.0	773.3	770.7	763.3	753.3
17.5°	770.0	769.3	772.0	774.7	776.7	780.0	778.7	772.7	760.0	746.7	732.7
20°	812.0	811.3	807.3	801.3	794.0	784.7	770.0	752.0	730.7	706.7	685.3
22.5°	871.3	865.3	860.0	844.0	818.7	787.3	749.3	714.0	688.7	665.3	642.0
25°	950.0	935.3	909.3	872.0	832.0	785.3	730.0	682.7	650.7	623.3	600.0
27.5°	999.3	965.3	922.0	870.7	817.3	757.3	696.0	649.3	613.3	583.3	556.7
30°	1041.3	980.0	919.3	854.0	786.7	724.7	660.0	610.0	568.0	534.7	502.7
32.5°	1064.7	982.7	906.7	828.7	755.3	684.7	614.7	560.7	520.7	479.3	435.3
35°	1079.3	974.7	882.7	794.7	714.0	640.7	567.3	508.0	455.3	404.7	360.7
37.5°	1083.3	961.3	851.3	756.7	664.7	584.7	515.3	446.0	393.3	338.7	288.0
40°	1081.3	936.0	812.0	697.3	600.7	523.3	456.0	392.7	334.7	286.0	237.3
42.5°	1073.3	907.3	765.3	648.7	551.3	477.3	415.3	351.3	299.3	247.3	206.0
45°	1070.7	879.3	730.0	611.3	518.0	445.3	384.7	322.7	268.0	218.7	177.3
47.5°	1064.7	854.0	697.3	582.7	490.7	420.7	358.0	297.3	240.7	196.0	156.0
50°	1051.3	826.7	673.3	560.7	468.0	396.0	332.0	266.7	211.3	167.3	136.7
52.5°	1037.3	809.3	658.0	538.7	444.0	366.7	303.3	237.3	185.3	144.0	120.7
55°	1023.3	796.0	637.3	512.7	412.7	336.7	272.7	212.0	163.3	128.0	111.3
57.5°	1008.0	778.0	612.0	479.3	377.3	303.3	239.3	182.0	142.0	115.3	104.0
60°	995.3	752.7	568.0	432.7	330.0	256.7	198.7	152.0	120.7	104.0	99.3
62.5°	962.0	704.0	504.7	364.0	268.0	200.7	151.3	118.7	101.3	93.3	94.0
65°	881.3	595.3	400.7	284.0	188.0	134.7	108.0	90.7	82.7	82.7	84.7
67.5°	742.7	453.3	284.0	180.7	123.3	97.3	82.7	75.3	74.0	75.3	78.7
70°	526.0	294.0	178.0	118.0	92.7	78.7	71.3	68.7	67.3	68.7	70.0
72.5°	324.0	173.3	113.3	92.0	79.3	70.7	66.0	64.0	63.3	63.3	62.7
75°	176.7	116.0	90.7	80.0	72.0	65.3	60.7	57.3	56.7	57.3	56.0
77.5°	112.7	90.7	80.7	74.0	66.7	58.0	54.0	51.3	51.3	50.7	49.3
80°	88.0	80.7	74.0	67.3	56.0	49.3	45.3	44.7	44.0	43.3	43.3
82.5°	66.0	64.0	60.7	54.7	44.7	39.3	37.3	37.3	36.7	34.7	34.7
85°	38.0	37.3	40.0	35.3	30.0	26.0	26.0	26.7	27.3	26.7	24.7
87.5°	12.7	10.7	11.3	11.3	9.3	7.3	10.0	12.0	11.3	10.0	12.0
90°	0.0	0.0	0.0	0.0	0.0	0.0	0.0	0.0	0.0	0.0	0.0



REPORT NUMBER: P141390

CATALOG NUMBER: ECM-E02-LED-E1-SLL

CANDELA DISTRIBUTION (continued):

	165°	170°	175°	180°	185°	190°	195°	200°	205°	210°	215°
0°	680.0	680.0	680.0	680.0	680.0	680.0	680.0	680.0	680.0	680.0	680.0
2.5°	684.7	686.0	688.7	686.0	684.7	684.7	683.3	684.0	682.0	680.0	680.7
5°	701.3	700.0	701.3	699.3	695.3	694.7	692.0	692.0	689.3	686.7	685.3
7.5°	720.0	718.0	718.7	714.7	710.0	706.7	703.3	702.0	698.7	694.7	692.0
10°	734.7	732.7	731.3	726.7	720.7	717.3	712.7	710.0	706.7	701.3	698.7
12.5°	744.0	739.3	736.7	728.7	723.3	720.0	714.7	713.3	709.3	704.7	702.7
15°	742.0	731.3	723.3	714.0	706.7	702.0	697.3	696.0	694.0	692.0	688.0
17.5°	709.3	696.0	687.3	668.0	657.3	652.7	652.0	651.3	650.0	650.0	645.3
20°	664.0	648.7	635.3	616.7	602.7	598.0	585.3	582.0	578.0	582.0	578.0
22.5°	623.3	604.0	588.7	573.3	556.7	543.3	526.7	518.7	507.3	504.7	506.0
25°	580.0	556.0	536.7	518.7	500.7	482.0	466.7	455.3	448.0	438.0	428.7
27.5°	527.3	507.3	481.3	466.7	445.3	424.7	408.7	396.7	383.3	375.3	362.0
30°	474.0	443.3	417.3	396.7	373.3	363.3	348.0	335.3	323.3	314.7	303.3
32.5°	404.7	372.7	345.3	321.3	305.3	291.3	282.0	271.3	265.3	258.0	250.7
35°	331.3	291.3	258.7	248.0	230.0	230.7	226.0	220.7	216.0	209.3	208.7
37.5°	250.0	218.7	197.3	184.0	181.3	177.3	178.0	177.3	176.0	174.0	174.0
40°	198.0	170.0	156.0	153.3	153.3	152.7	152.0	152.0	152.0	150.7	150.0
42.5°	169.3	149.3	144.7	143.3	142.0	141.3	140.0	138.0	138.0	136.7	134.7
45°	149.3	138.0	136.7	135.3	135.3	133.3	131.3	130.0	129.3	128.7	127.3
47.5°	136.7	130.7	129.3	128.0	127.3	126.0	124.0	122.0	121.3	120.7	120.7
50°	122.7	118.7	118.7	118.7	116.7	115.3	113.3	112.0	112.0	111.3	110.7
52.5°	112.7	110.7	110.0	109.3	108.0	106.0	104.7	104.0	103.3	104.0	103.3
55°	108.0	106.7	106.0	104.7	103.3	101.3	100.0	98.0	97.3	98.7	98.7
57.5°	102.7	102.0	101.3	100.0	98.7	96.0	94.0	92.7	92.7	94.7	94.0
60°	100.7	100.0	99.3	98.7	96.7	93.3	90.0	88.7	88.7	90.7	90.7
62.5°	96.0	95.3	94.7	94.0	91.3	88.7	85.3	84.0	84.7	86.0	88.0
65°	87.3	88.0	87.3	87.3	85.3	83.3	81.3	80.0	79.3	80.0	82.0
67.5°	79.3	80.0	80.0	80.0	79.3	77.3	76.0	74.0	72.7	73.3	74.0
70°	72.0	72.7	73.3	73.3	72.0	70.0	68.0	66.0	65.3	66.0	66.0
72.5°	64.0	64.0	64.0	64.7	64.0	63.3	60.7	58.0	58.0	57.3	58.0
75°	56.0	56.0	56.0	56.0	54.7	54.7	53.3	50.7	50.0	50.7	51.3
77.5°	49.3	48.0	47.3	47.3	47.3	46.0	45.3	45.3	44.7	44.7	44.7
80°	40.7	39.3	38.0	37.3	38.0	38.0	39.3	39.3	38.7	38.7	38.7
82.5°	32.0	29.3	28.7	28.7	27.3	28.7	31.3	34.7	33.3	34.0	34.0
85°	23.3	20.7	19.3	19.3	18.0	20.7	24.0	26.7	25.3	26.7	26.0
87.5°	10.7	10.0	8.0	6.7	8.0	12.0	14.0	14.7	12.7	15.3	15.3
90°	0.0	0.0	0.0	0.0	0.0	0.0	0.0	0.0	0.0	0.0	0.0



REPORT NUMBER: P141390

CATALOG NUMBER: ECM-E02-LED-E1-SLL

CANDELA DISTRIBUTION (continued):

	220°	225°	230°	235°	240°	245°	250°	255°	260°	265°	270°
0°	680.0	680.0	680.0	680.0	680.0	680.0	680.0	680.0	680.0	680.0	680.0
2.5°	683.3	680.7	680.0	680.7	679.3	681.3	681.3	680.7	680.7	680.0	681.3
5°	687.3	684.0	682.0	682.0	680.7	682.7	681.3	680.7	680.0	680.0	680.0
7.5°	693.3	688.7	685.3	683.3	680.7	680.7	678.7	676.7	675.3	674.7	674.7
10°	698.7	692.0	686.7	682.0	678.0	674.7	671.3	666.7	665.3	664.0	664.7
12.5°	698.0	690.7	682.7	675.3	666.0	662.0	653.3	648.0	648.0	644.7	646.7
15°	683.3	670.7	659.3	647.3	636.0	628.0	617.3	611.3	608.0	607.3	612.0
17.5°	639.3	627.3	616.7	603.3	588.7	583.3	576.0	573.3	571.3	574.7	578.0
20°	580.0	564.7	554.7	546.7	546.7	545.3	542.0	537.3	533.3	532.7	536.7
22.5°	496.0	490.0	492.0	486.7	486.7	484.0	489.3	480.7	485.3	481.3	483.3
25°	426.0	423.3	422.0	421.3	421.3	426.0	425.3	426.7	422.0	424.7	424.0
27.5°	362.7	359.3	354.7	357.3	360.0	363.3	364.7	365.3	369.3	362.0	364.7
30°	302.0	296.7	300.0	297.3	298.7	298.0	298.0	298.0	300.7	306.0	302.0
32.5°	247.3	244.7	248.0	243.3	244.0	244.0	242.7	240.7	242.0	236.0	240.7
35°	204.7	201.3	204.0	202.0	200.0	194.7	192.7	189.3	190.0	188.7	188.0
37.5°	171.3	170.7	168.7	168.7	167.3	166.7	163.3	164.0	164.7	166.0	166.0
40°	148.0	147.3	146.7	148.0	148.7	149.3	150.7	152.0	154.0	156.0	158.0
42.5°	134.7	134.7	134.7	137.3	139.3	142.7	144.7	147.3	150.0	153.3	156.0
45°	126.7	126.0	127.3	129.3	132.7	136.0	139.3	143.3	147.3	150.7	152.7
47.5°	120.0	119.3	120.7	122.7	126.0	131.3	136.0	140.7	145.3	148.7	150.0
50°	111.3	111.3	112.0	114.0	117.3	122.0	126.7	132.0	136.7	139.3	140.7
52.5°	104.7	105.3	105.3	107.3	110.7	114.7	119.3	124.0	127.3	129.3	132.0
55°	98.0	99.3	99.3	101.3	104.7	109.3	115.3	119.3	123.3	126.0	128.0
57.5°	93.3	94.0	94.0	96.7	100.7	104.7	110.7	116.0	120.7	124.0	126.7
60°	89.3	90.0	89.3	92.7	96.0	100.7	106.0	112.0	118.7	123.3	125.3
62.5°	86.0	86.0	85.3	88.0	90.0	92.7	97.3	104.0	110.0	114.0	116.0
65°	82.0	82.0	80.7	83.3	83.3	87.3	90.7	96.7	101.3	106.0	107.3
67.5°	74.0	75.3	74.7	76.7	79.3	82.0	86.0	90.7	95.3	98.7	100.7
70°	66.0	66.7	68.7	70.0	72.7	74.0	77.3	80.7	85.3	87.3	89.3
72.5°	58.7	59.3	60.7	62.0	64.7	66.0	68.7	71.3	75.3	77.3	79.3
75°	51.3	52.0	52.7	54.0	55.3	56.7	58.0	60.7	63.3	66.0	68.0
77.5°	44.0	44.7	46.7	46.0	47.3	48.0	50.0	51.3	52.7	55.3	58.0
80°	38.7	38.0	39.3	40.0	41.3	41.3	42.7	42.7	44.7	44.7	45.3
82.5°	32.7	32.0	33.3	35.3	36.0	36.0	37.3	34.7	34.0	34.7	36.7
85°	24.7	25.3	26.0	28.7	29.3	29.3	30.7	28.7	26.0	26.0	27.3
87.5°	14.0	10.7	15.3	18.0	18.0	18.7	20.0	19.3	18.7	14.7	15.3
90°	0.0	0.0	0.0	0.0	0.0	0.0	0.0	0.0	0.0	0.0	0.0



REPORT NUMBER: P141390
 CATALOG NUMBER: ECM-E02-LED-E1-SLL

REPORT N
 CATALOG

CANDELA DISTRIBUTION (continued):

CANDELA

	275°	280°	285°	290°	295°	300°	305°	310°	315°	320°	325°	
0°	680.0	680.0	680.0	680.0	680.0	680.0	680.0	680.0	680.0	680.0	680.0	0°
2.5°	680.7	681.3	682.0	682.7	683.3	682.7	684.0	682.7	683.3	682.0	681.3	2.5°
5°	680.0	680.7	680.7	682.0	682.7	680.7	682.0	680.0	680.0	678.7	676.7	5°
7.5°	675.3	676.7	676.7	678.0	678.0	676.0	676.0	672.0	670.7	666.0	662.7	7.5°
10°	666.0	668.0	669.3	672.0	673.3	670.0	668.0	663.3	658.0	652.7	647.3	10°
12.5°	650.0	650.7	655.3	659.3	661.3	663.3	662.0	661.3	656.0	652.7	650.7	12.5°
15°	613.3	618.7	623.3	632.7	639.3	646.7	652.0	658.0	660.7	664.0	665.3	15°
17.5°	581.3	587.3	590.7	598.7	605.3	616.7	630.7	646.0	656.7	670.0	682.7	17.5°
20°	536.7	546.7	549.3	562.0	570.7	585.3	600.7	620.0	641.3	662.0	684.7	20°
22.5°	486.7	491.3	496.7	510.0	520.7	539.3	562.7	589.3	614.0	642.7	675.3	22.5°
25°	426.0	432.0	437.3	452.0	467.3	484.7	512.7	545.3	576.7	614.7	657.3	25°
27.5°	366.0	370.7	380.0	390.7	408.0	426.7	461.3	497.3	533.3	579.3	630.0	27.5°
30°	303.3	308.0	312.7	325.3	343.3	365.3	396.7	439.3	482.0	531.3	591.3	30°
32.5°	243.3	244.7	254.0	263.3	278.7	297.3	331.3	372.7	418.7	478.7	538.0	32.5°
35°	190.0	198.0	202.0	214.7	224.0	243.3	272.0	310.0	358.0	418.7	482.7	35°
37.5°	168.7	171.3	176.7	186.0	198.7	216.0	236.0	265.3	306.7	358.0	418.0	37.5°
40°	160.7	163.3	167.3	174.7	186.7	202.7	219.3	242.7	274.7	315.3	369.3	40°
42.5°	158.0	158.7	160.0	166.7	178.7	196.7	216.7	238.7	263.3	296.0	338.7	42.5°
45°	154.7	154.7	155.3	160.0	170.7	189.3	214.7	242.7	270.7	300.0	336.0	45°
47.5°	152.0	152.7	152.0	154.0	162.0	180.0	208.0	242.0	279.3	317.3	356.7	47.5°
50°	141.3	141.3	142.0	142.7	148.7	166.0	193.3	230.7	276.7	328.0	382.0	50°
52.5°	132.7	134.0	134.0	135.3	139.3	153.3	180.7	220.0	270.0	330.0	402.7	52.5°
55°	130.0	131.3	132.0	132.0	134.7	146.7	172.7	210.0	262.7	328.0	410.7	55°
57.5°	128.0	129.3	130.0	129.3	131.3	141.3	165.3	202.0	254.7	323.3	414.0	57.5°
60°	126.0	126.7	125.3	124.0	124.7	133.3	154.7	190.7	245.3	316.7	412.7	60°
62.5°	116.7	117.3	116.0	114.7	113.3	120.0	139.3	174.7	226.0	301.3	402.0	62.5°
65°	108.7	108.7	108.7	107.3	106.0	110.0	124.0	154.0	198.7	274.0	377.3	65°
67.5°	102.0	101.3	101.3	100.7	99.3	100.7	109.3	130.0	164.7	230.7	332.7	67.5°
70°	91.3	90.7	91.3	90.7	89.3	89.3	93.3	104.7	128.0	169.3	258.7	70°
72.5°	80.7	81.3	82.7	82.7	82.7	83.3	83.3	86.7	99.3	121.3	176.0	72.5°
75°	69.3	70.0	72.0	74.7	73.3	74.0	74.0	76.0	82.7	96.0	123.3	75°
77.5°	58.7	60.7	63.3	64.0	62.0	62.0	63.3	66.7	72.7	80.7	94.0	77.5°
80°	48.0	50.7	51.3	52.7	53.3	53.3	54.7	57.3	63.3	73.3	84.0	80°
82.5°	38.0	40.0	42.0	44.0	45.3	47.3	48.0	49.3	55.3	65.3	77.3	82.5°
85°	28.7	30.7	33.3	35.3	36.7	38.7	38.0	38.7	42.0	50.0	58.7	85°
87.5°	17.3	17.3	19.3	20.0	20.7	20.7	22.0	19.3	20.7	26.7	32.0	87.5°
90°	0.0	0.0	0.0	0.0	0.0	0.0	0.0	0.0	0.0	0.0	0.0	90°



NUMBER: P141390

NUMBER: ECM-E02-LED-E1-SLL

DISTRIBUTION (continued):

330°	335°	340°	345°	350°	355°	360°
680.0	680.0	680.0	680.0	680.0	680.0	680.0
682.0	681.3	680.7	681.3	682.7	682.7	680.7
677.3	675.3	674.0	674.0	674.0	673.3	672.0
661.3	658.0	656.0	654.7	654.0	654.0	651.3
644.0	642.0	638.0	636.7	637.3	639.3	638.7
648.0	642.0	640.0	640.0	639.3	642.7	642.0
670.0	670.0	667.3	666.7	665.3	669.3	669.3
693.3	699.3	702.0	699.3	700.0	700.7	706.0
706.0	723.3	732.7	740.0	740.7	744.7	744.0
708.0	739.3	764.0	780.0	794.7	802.0	800.7
698.0	741.3	784.7	825.3	856.0	872.7	886.7
684.7	736.0	792.0	849.3	899.3	944.0	972.0
653.3	718.7	790.7	864.0	935.3	999.3	1051.3
609.3	684.7	770.7	867.3	967.3	1056.0	1132.0
550.7	631.3	736.0	854.7	986.7	1118.7	1233.3
487.3	576.0	690.7	833.3	996.7	1168.7	1326.0
432.0	519.3	644.7	806.0	995.3	1201.3	1394.0
396.0	478.0	604.7	780.0	988.7	1220.0	1447.3
384.0	458.0	578.0	759.3	984.7	1233.3	1484.0
400.0	464.0	572.0	750.0	983.3	1248.7	1516.0
437.3	497.3	594.7	765.3	995.3	1264.0	1548.0
472.7	544.0	644.0	809.3	1040.0	1308.7	1592.0
501.3	594.7	697.3	867.3	1104.0	1378.0	1658.0
517.3	634.0	766.7	948.0	1191.3	1480.0	1766.0
524.0	661.3	826.0	1032.7	1301.3	1596.7	1902.7
521.3	674.0	868.7	1110.0	1400.7	1724.7	2058.0
504.7	674.0	895.3	1172.0	1484.0	1826.7	2194.7
464.7	650.7	898.0	1208.0	1548.0	1912.7	2306.7
391.3	583.3	853.3	1204.0	1568.0	1940.0	2365.3
274.0	435.3	712.0	1088.0	1482.7	1875.3	2300.7
170.0	271.3	510.0	841.3	1234.0	1591.3	2047.3
119.3	164.7	292.0	532.7	849.3	1186.0	1528.7
99.3	121.3	166.7	293.3	510.7	730.7	961.3
86.0	98.0	116.0	167.3	260.0	389.3	535.3
64.0	71.3	80.0	110.0	164.0	240.7	366.0
26.0	29.3	32.7	44.0	100.7	138.7	148.7
0.0	0.0	0.0	0.0	0.0	0.0	0.0

(END OF REPORT)